

Parental Controls Guide

Parental Controls Guide

Vodafone Content Control



Features and Benefits

Vodafone Content Control allows the account holder to block adult content when the device is using the mobile network out of the home (the default is 18+). In addition they also offer the Vodafone Guardian App for Android devices, allowing you to control the calls and texts to and from specific numbers, and store inappropriate bullying messages in a secure folder for evidence.

What restrictions can I apply?



Inappropriate Content



Calls



Chatting

What do I need?

A credit card to verify you're over 18

A My Vodafone account (Username and Password)

If you haven't signed up, you will need a contact email address, mobile number and Vodafone account number

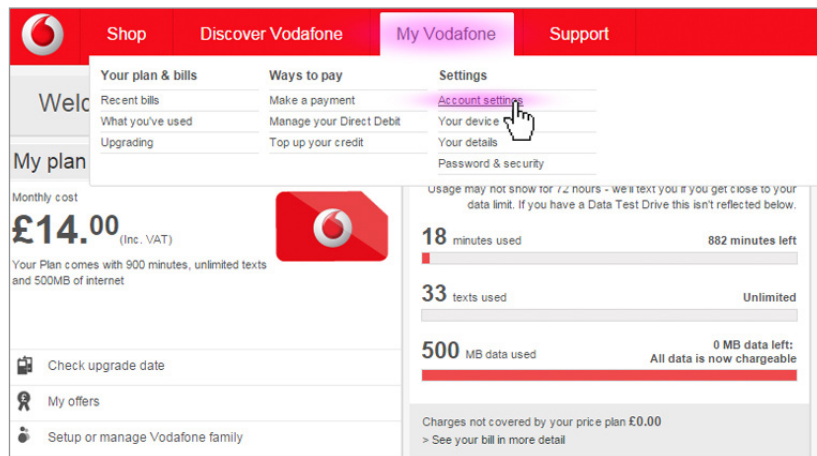
Step-By-Step

- 1 Go to vodafone.co.uk and log in to My Vodafone using your Username and Password. If you haven't got an account click the 'Register now' button.

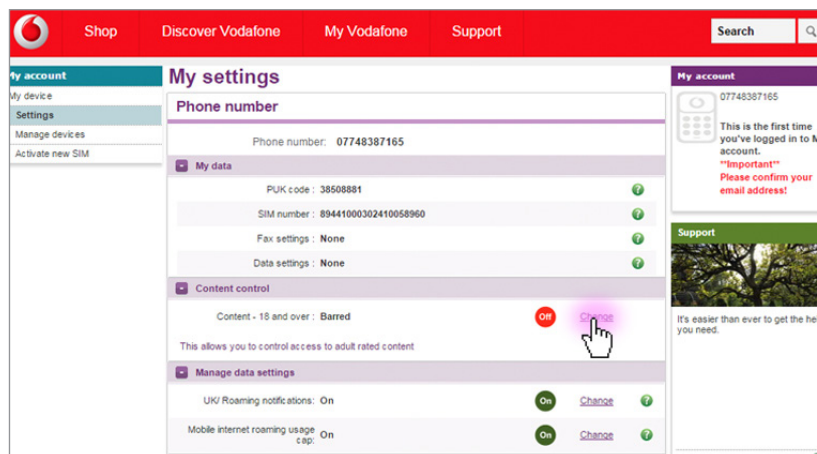
The screenshot shows the Vodafone website's login page. At the top, there is a red navigation bar with links for 'Shop', 'Discover Vodafone', 'My Vodafone', and 'Support', along with a search bar. The main heading is 'Log in to My Vodafone'. Below this, there are two columns: 'Log in' and 'Register for My Vodafone'. The 'Log in' section has fields for 'Username *' and 'Password *', both highlighted in pink. A tooltip points to the Username field with the text: 'This might be your email address or a unique name you created when you registered with Vodafone.' Below the password field is a checkbox for 'Remember me on this computer (not recommended for public or shared computers)'. A purple 'Log in now' button is at the bottom of the login section. The 'Register for My Vodafone' section lists benefits with green checkmarks: 'Online access to your account and Freebee Rewardz', 'Pay monthly customers can see and print bills, and check their usage', 'Pay as you go customers can check their credit and top up online', and 'Upgrade online to our latest phones and plans'. A grey 'Register now' button is at the bottom of the register section.



2 Hover over the 'My Vodafone' tab and click on 'Account settings'.

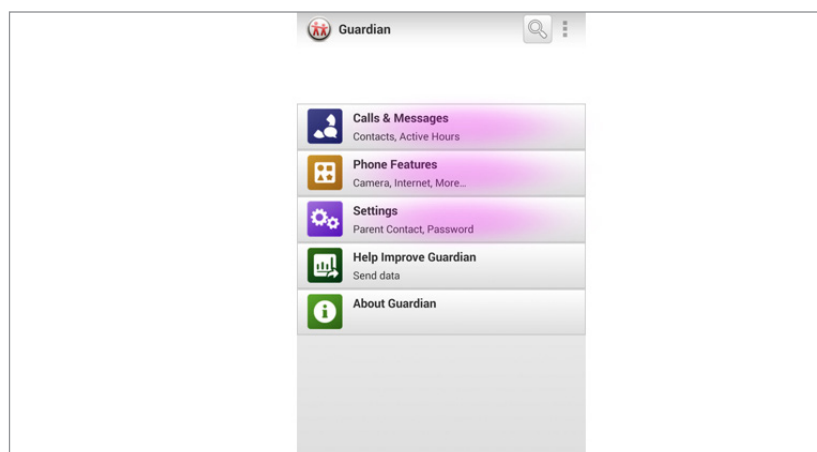


3 Scroll down to the 'Content control' section and click on 'Change'.



A confirmation email will be sent to confirm the changes, and you may need to switch the handset off and on to ensure the change is registered.

4 If your child has an Android smartphone, download the 'Vodafone Guardian App' from the 'Google Play Store'.





- 5 Customise settings to protect your child's phone, then add a **'Password'** to prevent changes and a **'Parent Contact'** to notify you of any emergency calls.

